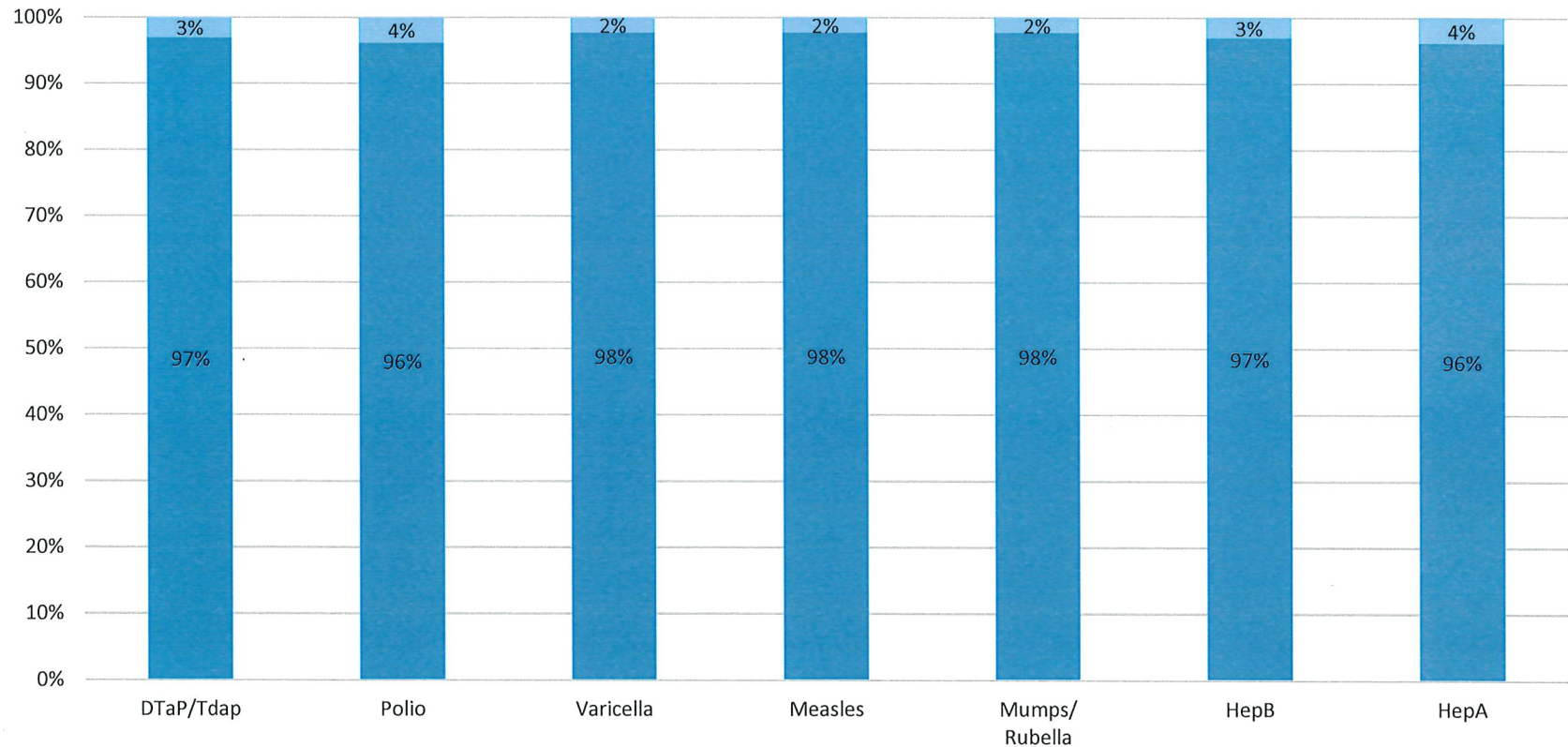


How many kids at Queen of Peace Catholic School are vaccinated: March 2021*



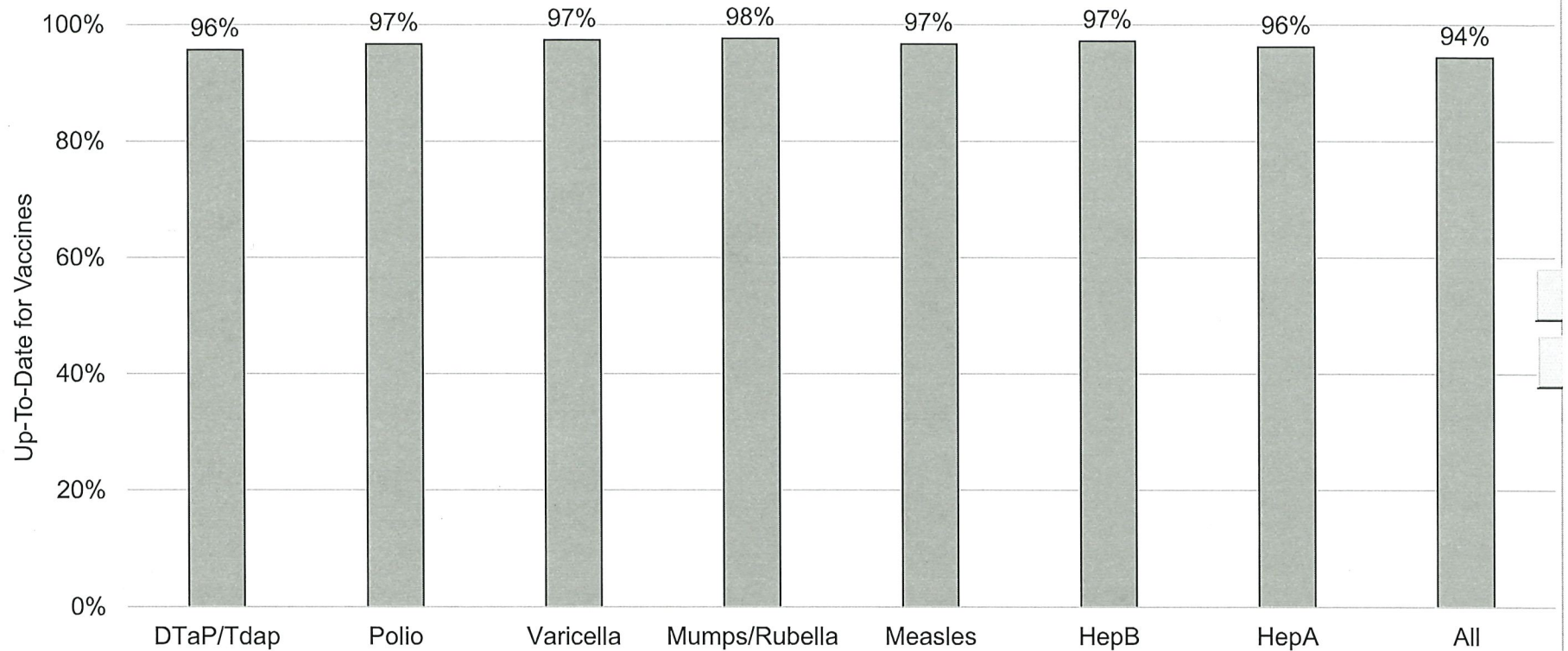
Number of children in Kinder-5th grade at the school**: **129**
 Percent of children with no immunization or exemption record: **0%**
 Percent of children with a medical exemption for one or more vaccine(s): **0%**

* Not all immunizations are required for all grades. These numbers may not total 100% if some children have medical exemptions, or are incomplete or in process with immunizations but do not need an exemption because they are on schedule.

**There is/are also 0 child(ren) enrolled for whom immunizations are not required to be reported because their records are tracked by another site or they attend fewer than 5 days per year.

■ % Vaccinated ■ % Nonmedical Exemptions

How many school-age kids* are up-to-date on vaccines in your county?



*Kindergarten through 12th grade

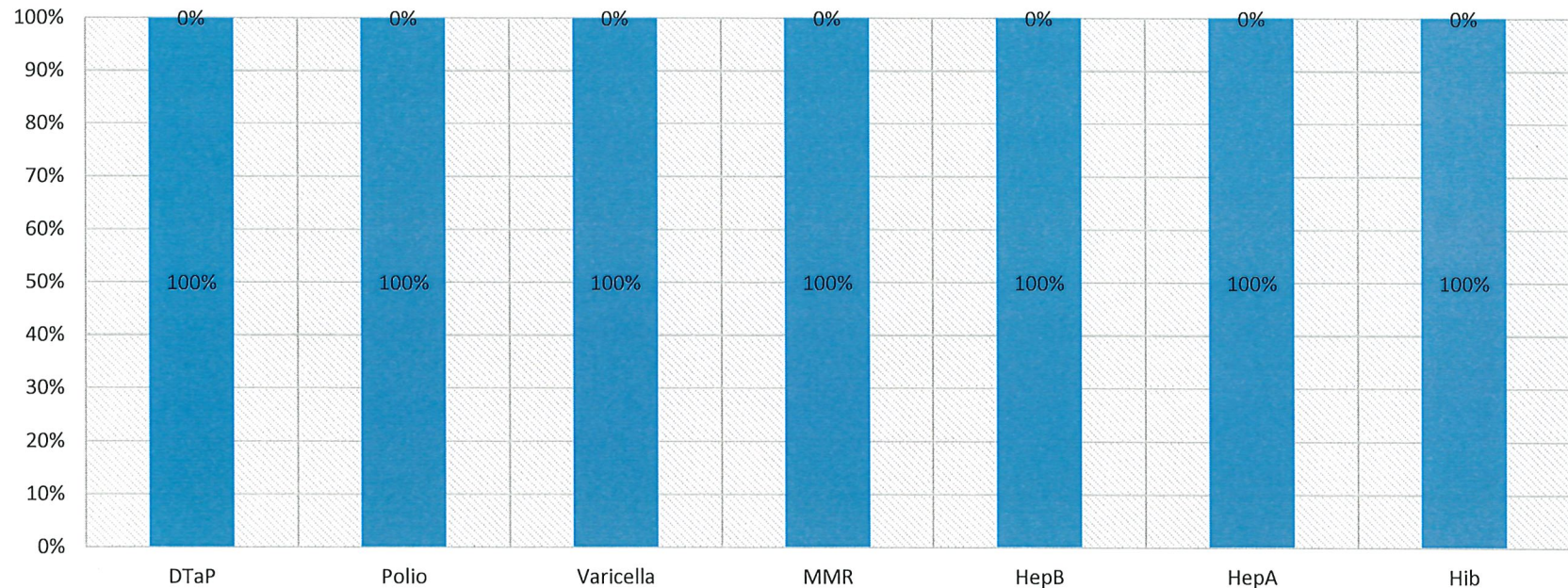
Assessment date: 03/01/2021

Data source: Immunization Primary Review Summary Reports

■ Marion



How many kids at Queen of Peace Catholic School are vaccinated: March 2021*



Number of Preschool children at the school**: **22**
 Percent of children with no immunization or exemption record: **0%**
 Percent of children with a medical exemption for one or more vaccine(s): **0%**

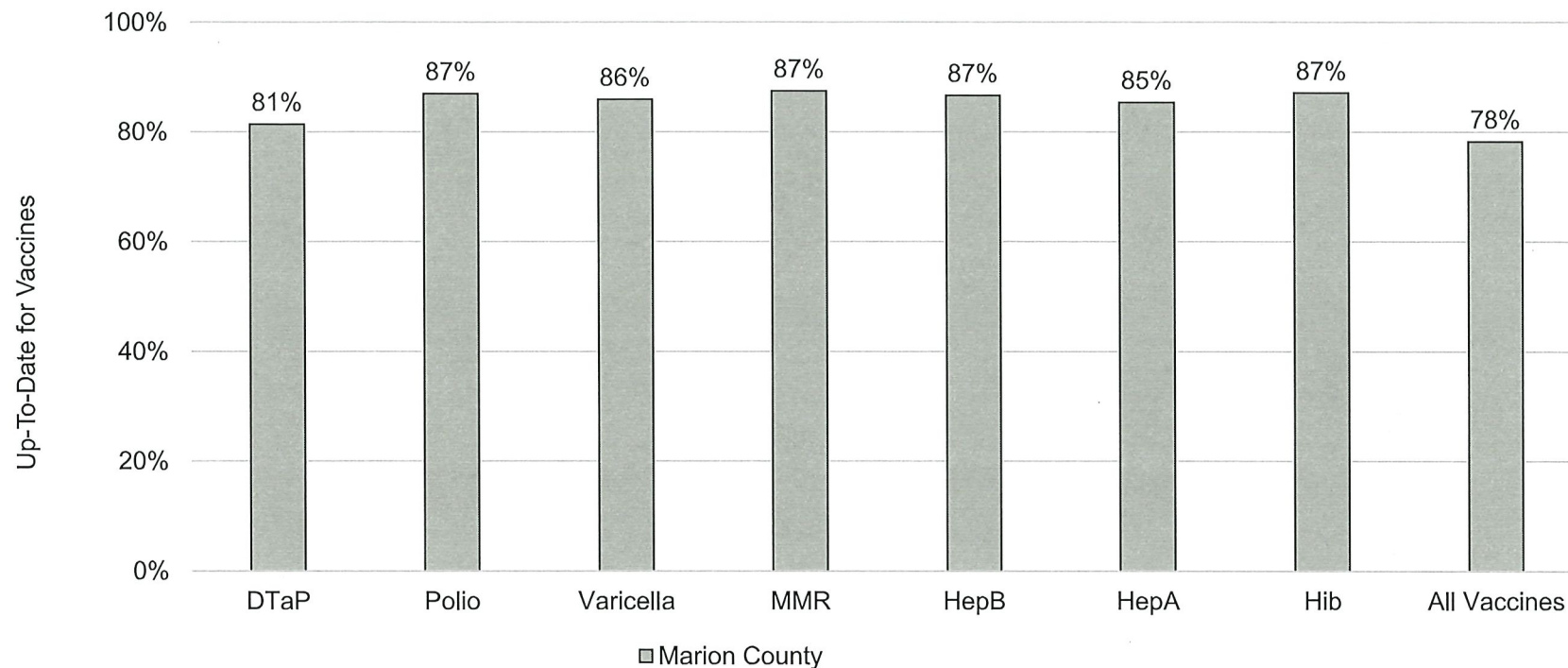
* These numbers may not total 100% if some children have medical exemptions, or are incomplete or in process with immunizations but do not need an exemption because they are on schedule.

**There is/are also 0 child(ren) enrolled for whom immunizations are not required to be reported because their records are tracked by another site or they attend fewer than 5 days per year.

**There is/are also 0 child(ren) 18 months of age or younger who are not required to be finished with their pre-school vaccines because of their age.

■ % Vaccinated ■ % Nonmedical Exemptions

How many kids younger than school-age* are up-to-date on vaccines in your county?



*Children age 19 months as of 01/13/2021 through 5 years as of 09/01/2020

Assessment date: 03/01/2021

Data source: Oregon Alert IIS

